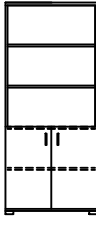
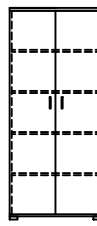

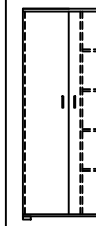
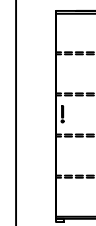
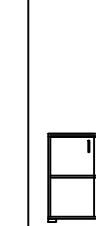
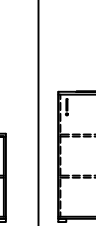


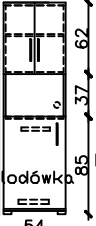




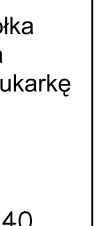


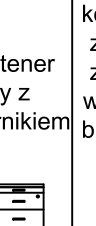
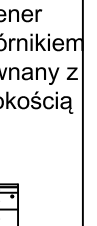
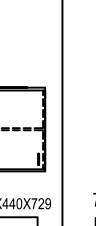


	SZAFY											PÓŁKI WISZĄCE			KONTENERY				NADSTAWKI	
	WYSOKIE					NISKIE				SPECJANE		półka wisząca	półka wisząca	półka na drukarkę	kontener mobilny	kontener na którym opiera się blat		kontener z piórnikiem zrównany z wysokością blatu		
	 798X440X1838 50H AKTOWE	 798X440X1838 50H AKTOWE	 598X440XH1838 50H UBRANIOWA	 798X440XH1838 50H UBRANIOWO AKTOWA	 598X440X1838 50H AKTOWE	 798X440X782 20H AKTOWE	 598X440X1134 30H AKTOWE	 798X440X782 20H AKTOWE	 598X440X782 20H AKTOWE	 540/470/H1838 50H AKTOWE	 798X440X1486 40H AKTOWE	 800/360/H370 10H	 600/360/H370 10H	 40	 416X574XH607	 416X600XH715	 416X600XH715	 416X600XH735	 598X440X729	 798X440XH729
pok. nr 7	1			1	---	2	---	---	2	---		2	1					1		
pok. nr 10	---	---	---	1	---	---	---	---	1	---	---	---	1	---	---	---	2	---	---	
pok. nr 11	---	1	1	---	---	---	1	---	1	---	---	---	4	---	---	2	---	---	1	1
pok. nr 13	1	-	-	1	1	-	---	---		1	---	---	---	---	1	---	---	---	1	2
pok. nr 13a	---	-	-	---	---	---	---	---	---	---	---	---	---	---	---	---	---	---	---	---
pok. nr 12a	---	-	-	---	---	1	---	---	3	---	---	1	3	---	---	---	---	1	---	---
pok. nr 16	1	1	1	---	---	3	---	---	---	---	---	3	---	---	1	---	---	---	---	---
1.2 dyspozytornia	1	---	---	---	1		---	1		---	4*	---	---	---	---	---	---	2	---	---
pok. nr 1.23	---	1	1	---	---	---	3	---	---	---	---	---	---	---	---	---	---	1	---	---
pok. nr 1.24	1	1	1	---	1	---	---	---	2	---	---	---	2	---	---	---	2	---	2	1
pok. nr 1.25	---	---	1	---	4**	---	---	---	1	---	---	---	---	2	---	---	2	---	---	
pok. nr 1.26	---	2	---	1	---	---	---	---	1	---	---	---	---	2	---	---	2	---	---	2

*- dzielony wewnątrz i zamykany na klucze, do każdej połowy osobny klucz

** zamykany na klucz

ArchiKoncept Anna Pięuła ul. Gotowskiego 6 85-030 Bydgoszcz www.archikoncept.pl tel. 605 074 069			
INWESTYCJA Aranżacja wnątrz budynku administracyjnym oraz Sala konferencyjna w budynku socjalnym ZWiK Sp. z o.o. w Tczewie Etap 1. budynek administracyjny			
INWESTOR ZWiK sp. zo.o. ul. Czatkowskiej 8 83-110 Tczew			
PROJEKTANT Architekt	mgr inż. arch. Anna Pięuła	KPOKK IARP 87/2012	
TYTUŁ RYSUNKU	Zestawienie mebli pracowniczych szafy i kontenery		
STADIUM	Projekt wykonawczy		
DATA	14.02.2020	SKALA	1:100
NR RYSUNKU			18